

Paper Reference(s) 1CH0/1H
Pearson Edexcel Level 1/Level 2
GCSE (9–1)

Chemistry
PAPER 1
Higher Tier

Monday 22 May 2023 – Morning

Diagram Booklet

In the boxes below, write your name, centre number and candidate number.

Surname					
Other names					
Centre Number					
Candidate Number					

INSTRUCTIONS

There may be spare copies of some diagrams in case you need them.

**THIS DIAGRAM BOOKLET MUST BE
RETURNED WITH THE QUESTION PAPER
AT THE END OF THE EXAMINATION.**

Contents

Page

4 Question 1(a)

5 Question 1(b)

6 Question 1(c)

7 Question 2(d)

8 Question 3(a)

9 Question 3(b)

10 Question 6(b)

11 Question 7(b)(i)

12 Question 7(b)(iii)

13 Question 9(a)(ii)

Spare Copies

14 Question 1(a)

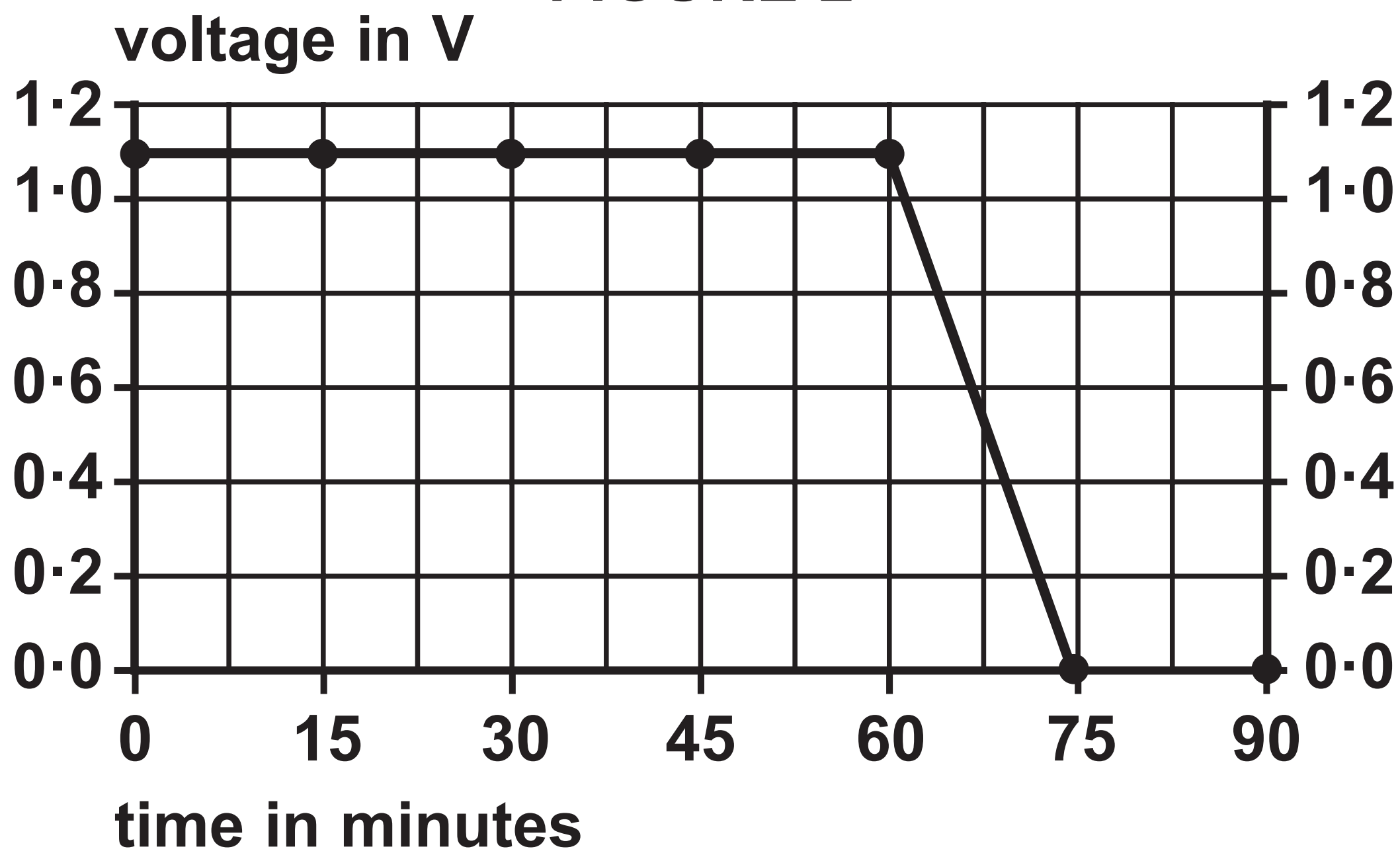
Question 1(a)

FIGURE 1

	isotope A	isotope B
atomic number	1	1
mass number	1	2
number of protons		
number of electrons		
number of neutrons		

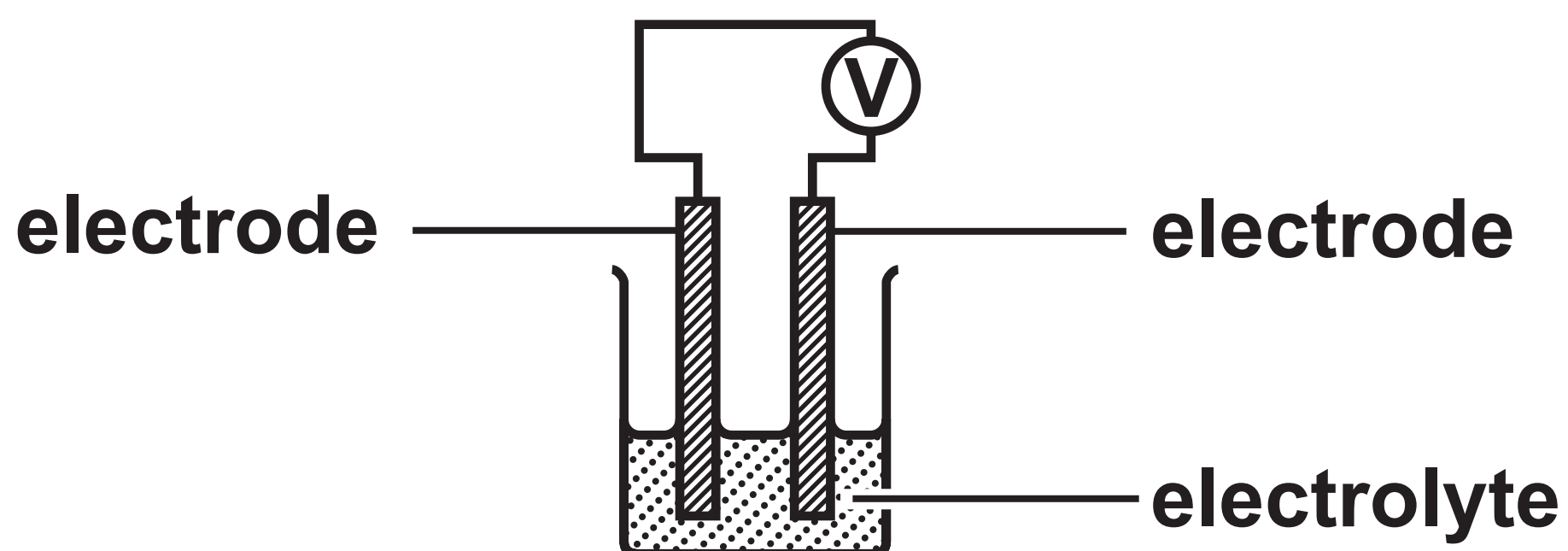
Question 1(b)

FIGURE 2



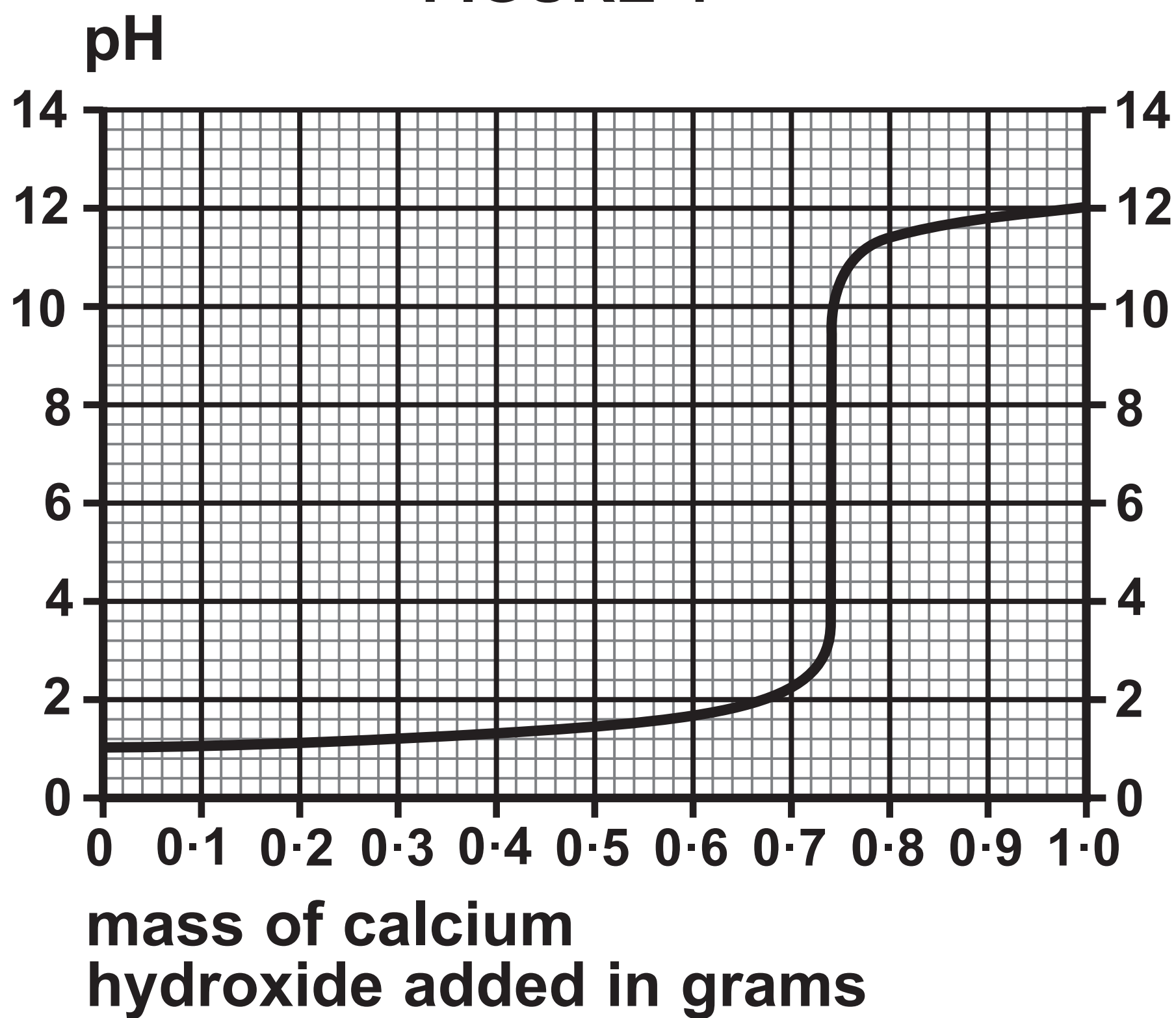
Question 1(c)

FIGURE 3



Question 2(d)


FIGURE 4



Question 3(a)

FIGURE 5

**calcium
magnesium
aluminium
zinc
iron
copper
silver
gold**


**increasing
reactivity**

Question 3(b)

FIGURE 6

metal	observations
magnesium	
zinc	bubbles produced at a steady rate test tube feels slightly warm
iron	
copper	no reaction

Question 6(b)**FIGURE 7**

current in A	mass of copper formed in g
0·0	0·000
0·2	0·040
0·4	0·080
0·6	0·118
0·8	0·158
1·0	0·196

Question 7(b)(i)

FIGURE 8

start of titration

end of titration

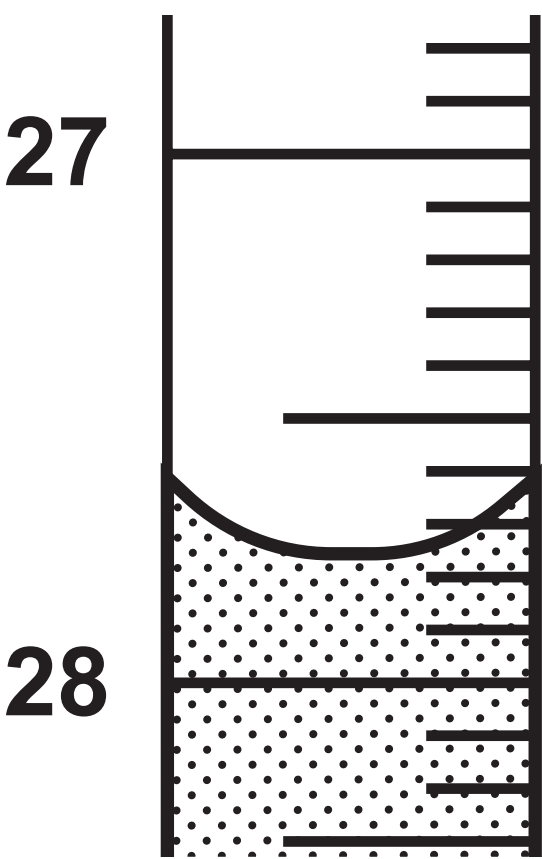
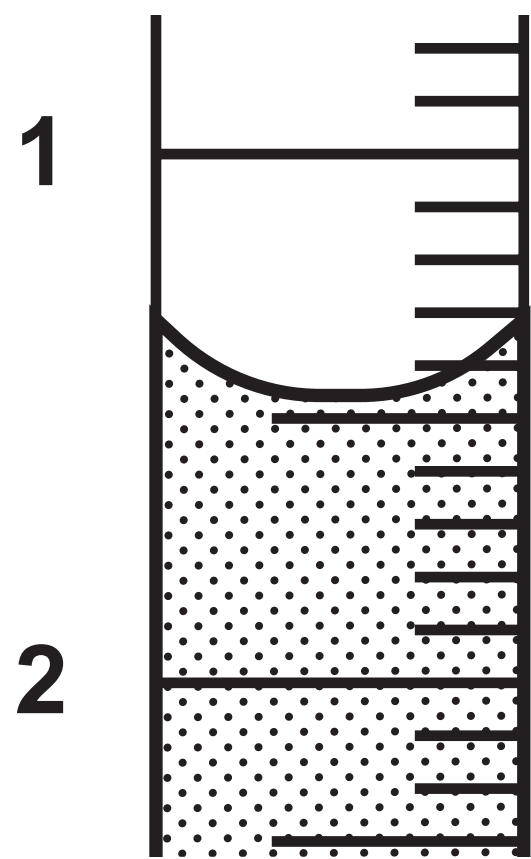
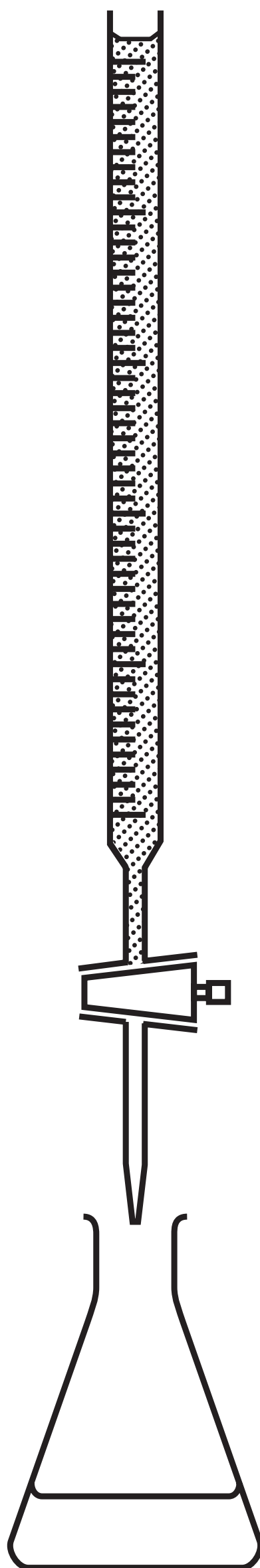


FIGURE 9

	rough	titration 1	titration 2	titration 3
volume in cm ³	25-90	24-90	24-60	25-00
used to calculate mean volume				

(continued on the next page)

Question 7(b)(iii)**FIGURE 10**

Question 9(a)(ii)

FIGURE 12

sample	melting point in °C
A	160–164
B	166
C	163–165

Question 1(a)

FIGURE 1

	isotope A	isotope B
atomic number	1	1
mass number	1	2
number of protons		
number of electrons		
number of neutrons		